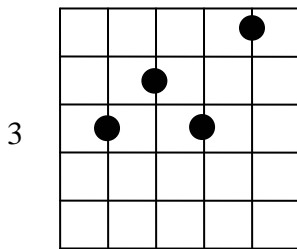


Jazz Guitar – Ascending C chords

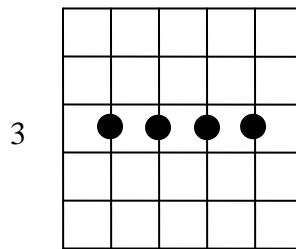
WWW.BLISSN2.CO.NZ

STEVE PAULL 2008

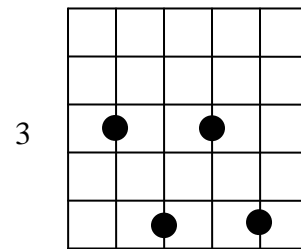
C7



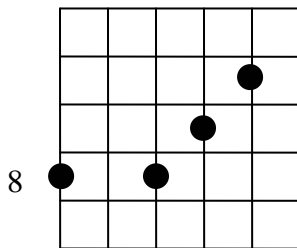
Bb/C



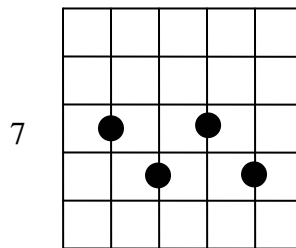
C7



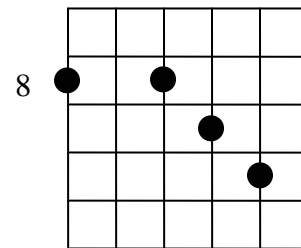
Bb/C



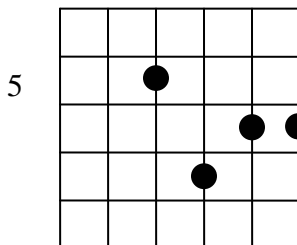
C9



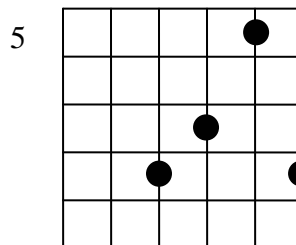
C13



C11



C9



I QUITE OFTEN GIVE THIS EXERCISE TO MY STUDENTS TO SHOW THEM A WAY OF VAMPING OVER A MAJOR CHORD.

ITS A GOOD IDEA TO DO THIS EXERCISE WITH A METRONOME. START IT AT SAY 80BPM. READING FROM LEFT TO RIGHT AND BEGINNING WITH THE FIRST C7TH CHORD PLAY EACH SHAPE FOR 2 BEATS. ONCE YOU REACH THE FINAL CHORD REPEAT THE SEQUENCE BACKWARDS. TRY TO PLAY EACH CHORD NICE AND CLEANLY SO THAT YOU CAN EASILY HEAR THE TOP NOTE OF EACH CHORD SHAPE.